


# FutureMakers Coalition

## Collaborative Structure

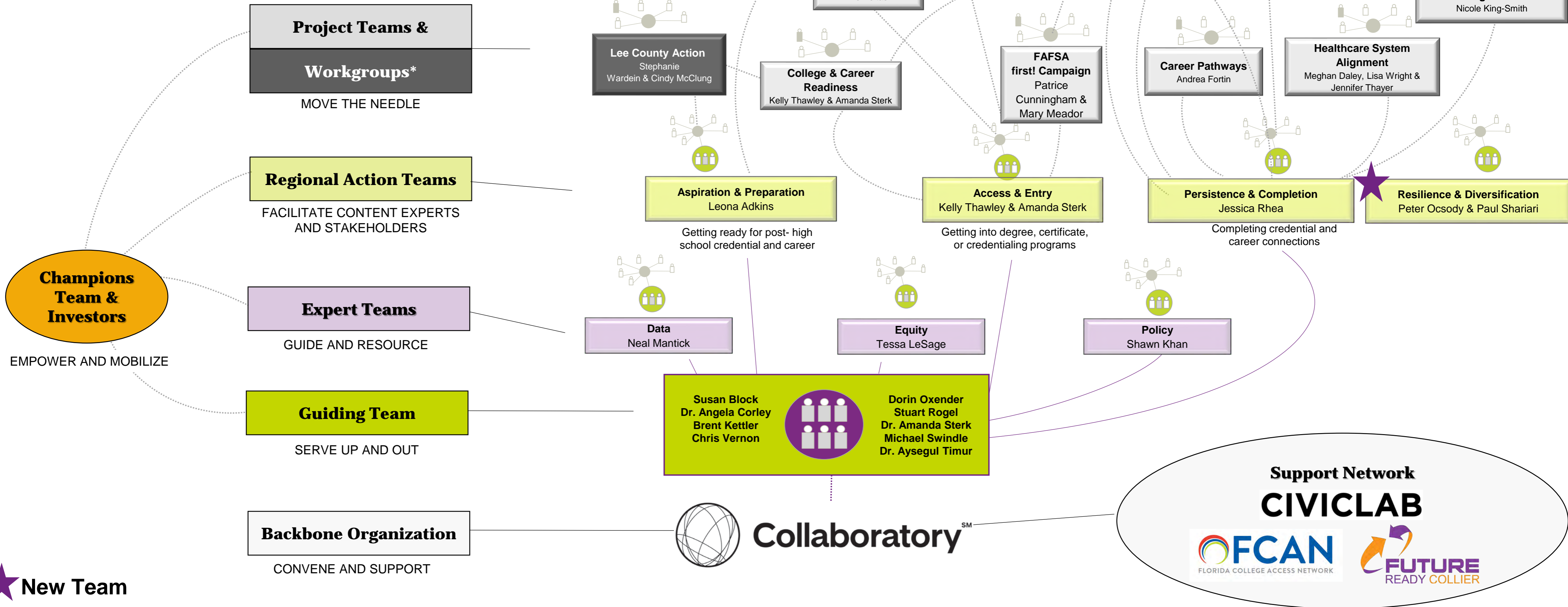
**SYSTEM-LEVEL CHANGE**

Our Goal **55%** of working-age adults will have degrees, certificates, and other high-quality credentials



### PRIORITY POPULATIONS

- Traditional-age students facing significant barriers
- Adults without educational experience after high school
- Adults with incomplete degrees or certificates



**New Team**

\*Additional Project Teams associated with Workgroups are illustrated online at <https://www.futuremakerscoalition.com/how-we-do-it/>

# FutureMakers Coalition

## Collaborative Structure

**Our Goal**  
**55%**  
of working-age adults will have degrees, certificates, and other high-quality credentials



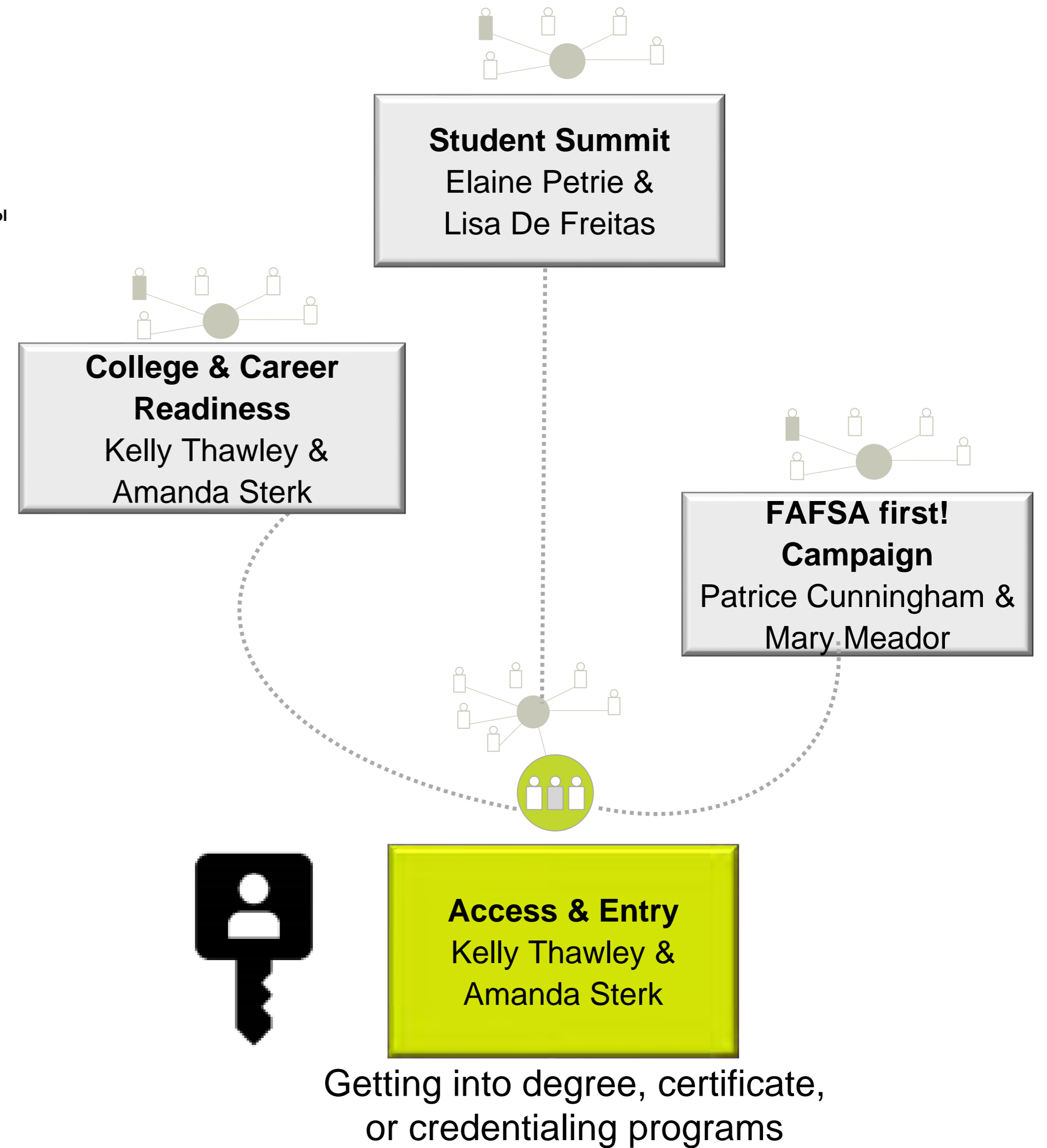
### PRIORITY POPULATIONS

- Traditional-age students facing significant barriers
- Adults without educational experience after high school
- Adults with incomplete degrees or certificates

### 2020-2021 OUTCOMES

Indicator	Measure	Trending	
<b>Enrollment</b> Post-secondary fall enrollment	SWFL	38,730	↑
	Florida	1,119,665	↑
<b>Technical Education</b> Technical college fall enrollment	SWFL	4,655	↑
<b>FASFA</b> FAFSA completion rate	SWFL	36.4%	↓
	Florida	38.7%	↓

LEGEND	
	No update
	Trending up
	Trending down



# FutureMakers Coalition

Collaborative Structure

**SYSTEM-LEVEL CHANGE**

Our Goal **55%** of working-age adults will have degrees, certificates, and other high-quality credentials

**PRIORITY POPULATIONS**

- Traditional-age students facing significant barriers
- Adults without educational experience after high school
- Adults with incomplete degrees or certificates

**Early Learning Preferred Providers**  
Mary Romo

**Early Learning PK-3 System Alignment**  
Angela Nader & Mary Romo




**Grade-level Reading Campaigning**  
Susan Block

**Lee County Action**  
Lauren Stillwell & Cindy McClung

**Access & Entry's College & Career Readiness Project Team**  
Amanda Sterk & Kelly Thawley


**Aspiration & Preparation**  
Leona Adkins

## 2020-2021 OUTCOMES

Indicator	Measure	Trending
 <b>Kindergarten Readiness<sup>3</sup></b> Percent Pre-K students considered ready for kindergarten	SWFL 51.1%	↑
	Florida 56.9%	↑
 <b>Third Grade Reading<sup>4</sup></b> Percent third grade students with satisfactory reading scores	SWFL Not Reported	N/A
	Florida Not Reported	N/A
 <b>High School Graduation Rates<sup>5</sup></b> High school graduation rate	SWFL 89.8%	↑
	Florida 90.0%	↑

**LEGEND**

- No update
- ⊕ Trending up
- ⊖ Trending down

 **Getting ready for post-high school credential and career**

# FutureMakers Coalition

## Collaborative Structure

Our Goal  
**55%**

### SYSTEM-LEVEL CHANGE

of working-age adults will have degrees, certificates, and other high-quality credentials



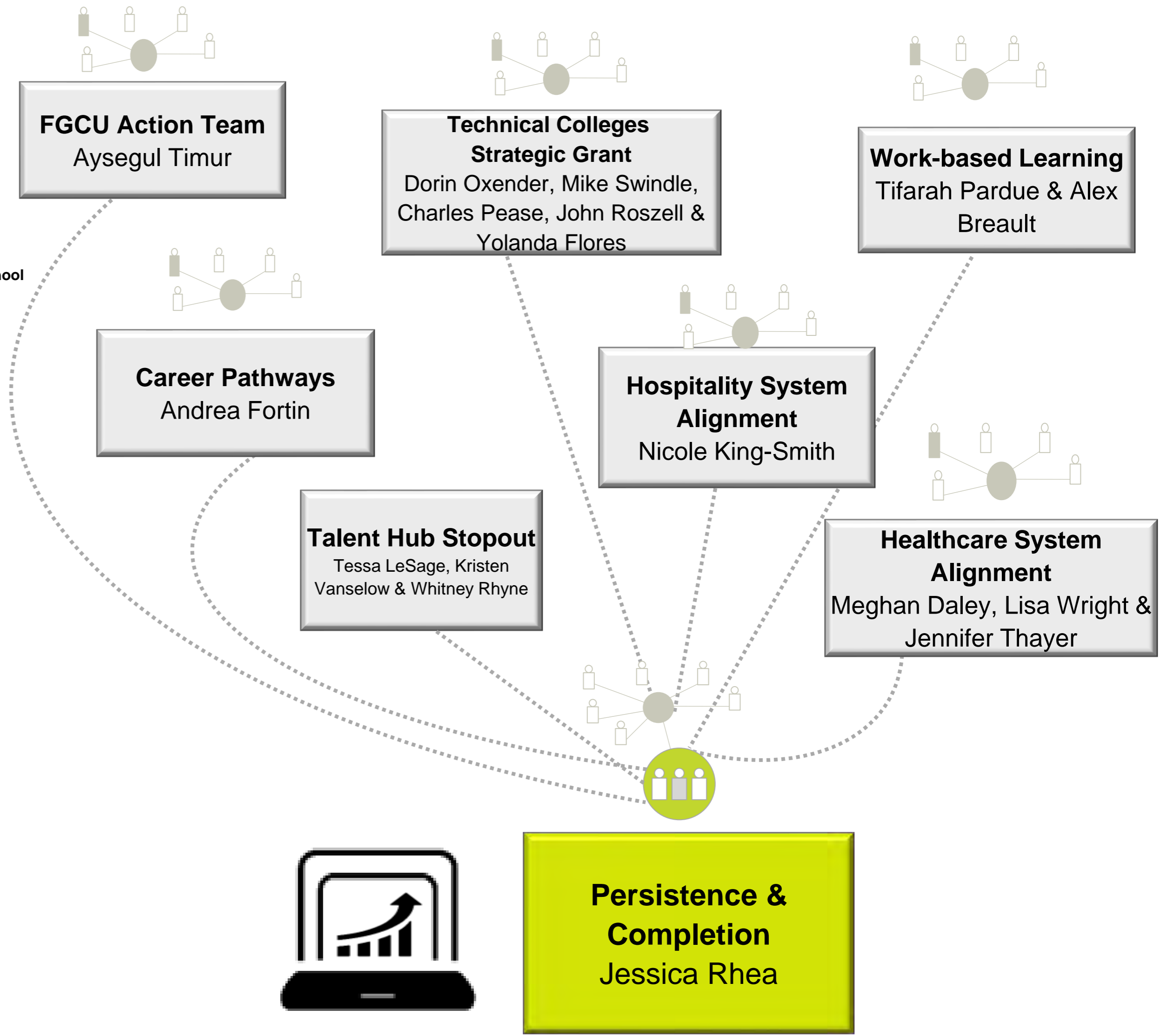
### PRIORITY POPULATIONS

- Traditional-age students facing significant barriers
- Adults without educational experience after high school
- Adults with incomplete degrees or certificates

## 2020-2021 OUTCOMES

Indicator	Measure	Trending
<b>Retention</b> First-year retention rates	SWFL	76.6% ↑
	Florida	79.3% ↑
<b>On-time Completion</b> Percent completing within 150 percent of normal time	SWFL	47.8% ↓
	Florida	54.3% ↑
<b>Business Partnerships</b> Percent employers working with post-secondary institutions	SWFL	51.8% ↓
<b>Returning Adults</b> Percent employers offering education opportunities	SWFL	86.6% ↑
<b>Living Wage</b> Hourly wage to support one adult and two children	SWFL	\$38.12 ↑
	Florida	\$38.04 ↑
<b>Local Jobs</b> Percent of Southwest Florida graduates still working in Southwest Florida	SWFL	44.8% ↑

LEGEND	
	No update
	Trending up
	Trending down



Completing credential and career connections

# FutureMakers Coalition

## Collaborative Structure

**Our Goal**  
**55%**  
of working-age adults will have degrees, certificates, and other high-quality credentials



### PRIORITY POPULATIONS

- Traditional-age students facing significant barriers
- Adults without educational experience after high school
- Adults with incomplete degrees or certificates

**Access & Entry's College & Career Readiness**  
Amanda Sterk & Kelly Thawley

**Enrollment**  
Mitch Cordova

**Persistence & Completion's Work-based Learning**  
Alex Breault & Tifarah Pardue

**Workforce Readiness & Career Development**  
Tifarah Pardue

**FGCU Complete**  
Kristen Vanselow

**Access & Entry FAFSA first!**  
Patrice Cunningham & Mary Meador

**Faculty Engagement**  
Maria Roca

**Digital Badges & Micro-credentialing**  
Aysegul Timur

**FGCU Action Project Team**  
Aysegul Timur

Indicator	Measure	Trending
<b>Retention</b> First-year retention rates	SWFL 76.6%	↑
	Florida 79.3%	↑
<b>On-time Completion</b> Percent completing within 150 percent of normal time	SWFL 47.8%	↓
	Florida 54.3%	↑
<b>Business Partnerships</b> Percent employers working with post-secondary institutions	SWFL 51.8%	↓
<b>Returning Adults</b> Percent employers offering education opportunities	SWFL 86.6%	↑
<b>Living Wage</b> Hourly wage to support one adult and two children	SWFL \$38.12	↑
	Florida \$38.04	↑
<b>Local Jobs</b> Percent of Southwest Florida graduates still working in Southwest Florida	SWFL 44.8%	↑

**LEGEND**

- No update
- Trending up
- Trending down

